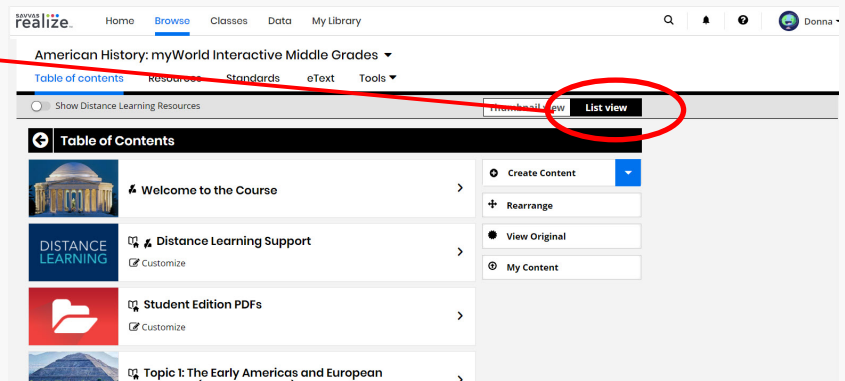


myWorld INTERACTIVE

6-8 Printable Resources Guide

Your guide to easily locate and use a wide variety of **online printable resources** in your *myWorld Interactive 6-8* program.

Note: In order to follow along with steps provided for each type of resource, you will need to be in List view.



All examples shown are from *American History*, but work for *World Geography* and *World History* as well.



Table of Contents

Worksheets to Support the Text.....	3
Active Journal	4
Active Journal Answer Key.....	5
Reading Support Worksheets.....	6
Reading Support Answer Key.....	7
Text and Content Support	8
Quest Inquiry Project	9
Lesson Summaries	10
Interactive Primary Sources	11
Interactive Primary Sources Answer Key.....	12
Social Studies Reference Center (Additional Resources)	13
Atlas Pages, Biographies, Graphic Organizers, Hip Hop Song Lyrics & more.....	14
Teacher Support	15
Parent Resources.....	16
Editable Lesson Plans.....	17
21 st Century Skills Tutorials	18
Assessments	19
Printable Quizzes.....	20
Printable Topic Tests.....	21
My Savvas Training	22

Worksheets to Support the Text

Active Journal

This workbook includes support for completing the Quest Inquiry Projects in each topic, close reading support, vocabulary practice, note taking, and quick activities. This workbook is available in print or can be downloaded as a PDF on the Realize Platform.



Reading Support Worksheets

Each lesson also includes a Reading Support Worksheet. These worksheets include bold headlines that match the bold headlines from the text, to assist students in question and answer discovery.

Textbook Headline






**What Form Did Early
Opposition to Slavery Take?**

Reading Support
Worksheet Example

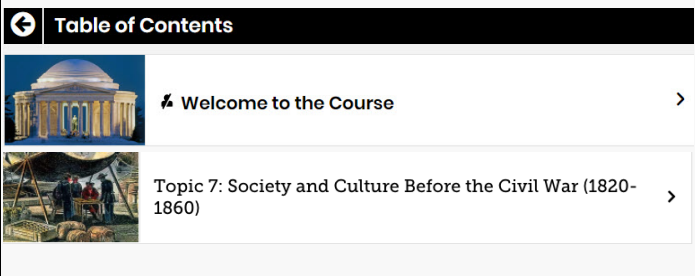
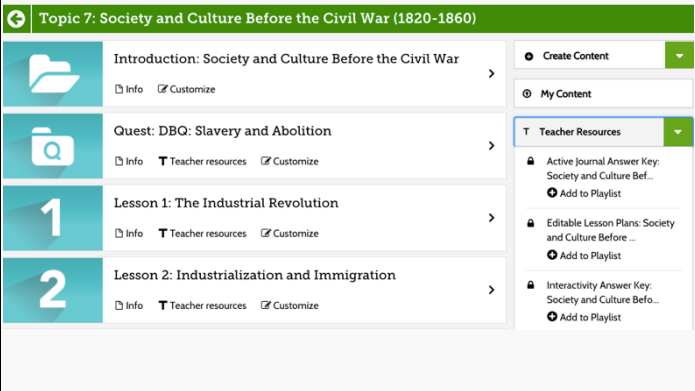
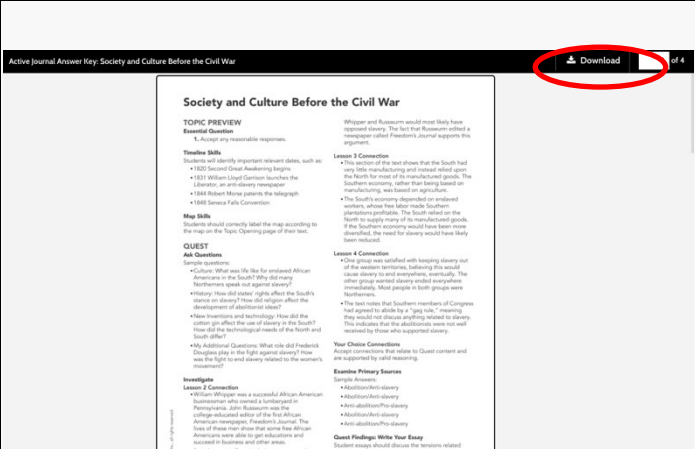
Answer the questions as you read this lesson.

What Form Did Early Opposition to Slavery Take?

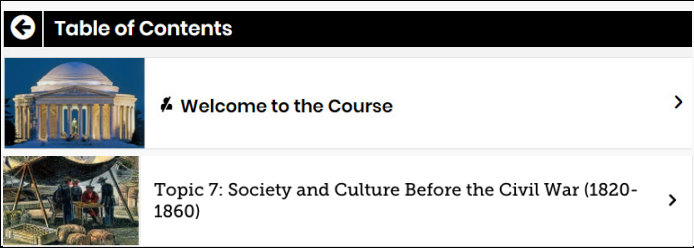
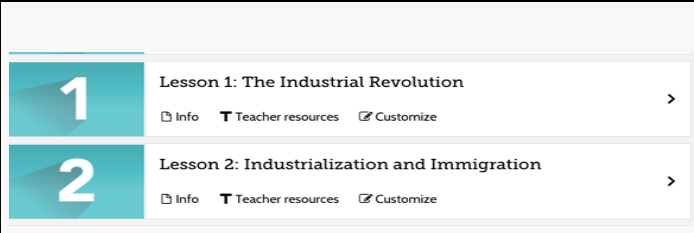
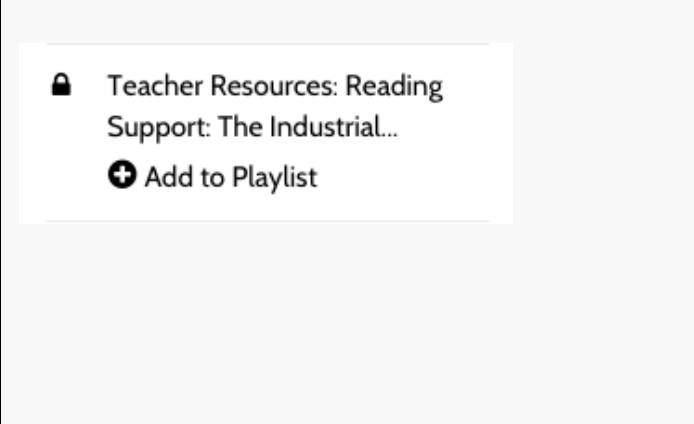
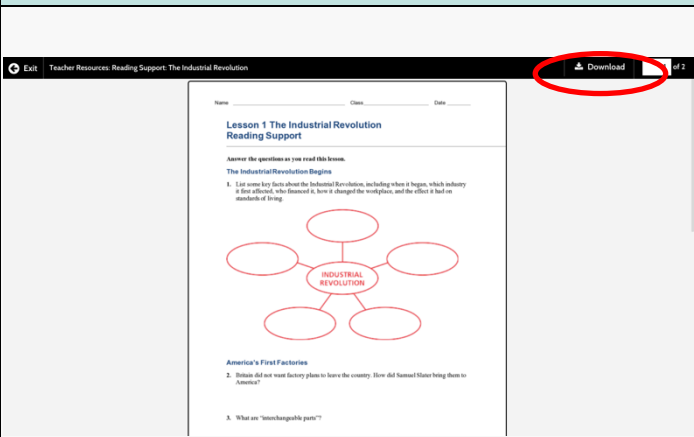
Active Journal

Table of Contents	
<div>  Table of Contents </div> <div>  Welcome to the Course </div> <div>  Topic 7: Society and Culture Before the Civil War (1820-1860) </div>	<p>From the Table of Contents, click on a Topic folder.</p>
Topic Folder	
<div>  Fillable Active Journal: Society and Culture Before the Civil War </div> <div>  Assign  Add to Playlist  Info </div>	<p>From the Topic Folder, scroll down to find the “Fillable Active Journal.”</p>
Active Journal Download	
	<p>The Active Journal Pages for this Topic will now display.</p> <p>Click the download button on the top right to download.</p> <p>Once downloaded, the item can be printed.</p>
Instructional Use	
<p>Lesson 1 The Industrial Revolution</p> <p>Take Notes</p> <p>Literacy Skills: Cite Evidence Use what you have read to complete the table. In the first column, write one conclusion from the text. In the second column, write any evidence you can find in the text that supports this conclusion. The first one has been completed for you.</p> <p>Practice Vocabulary</p> <p>True or False? Decide whether each statement below is true or false. Circle T or F, and then explain your answer. Be sure to include the underlined vocabulary word in your explanation. The first one is done for you.</p>	<p>The Active Journal pages for each Topic contain opportunities to complete the Quest Inquiry Projects, close reading support, primary sources, vocabulary support and more.</p> <p>These pages support and can be used in combination with the Topic and Lesson text.</p>

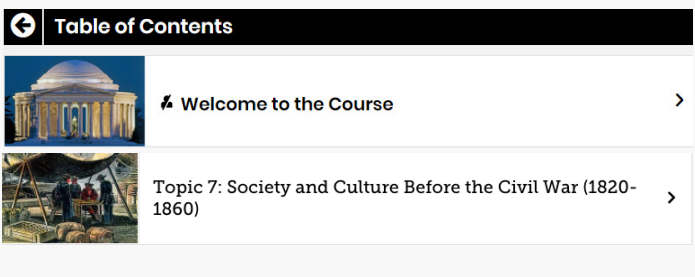
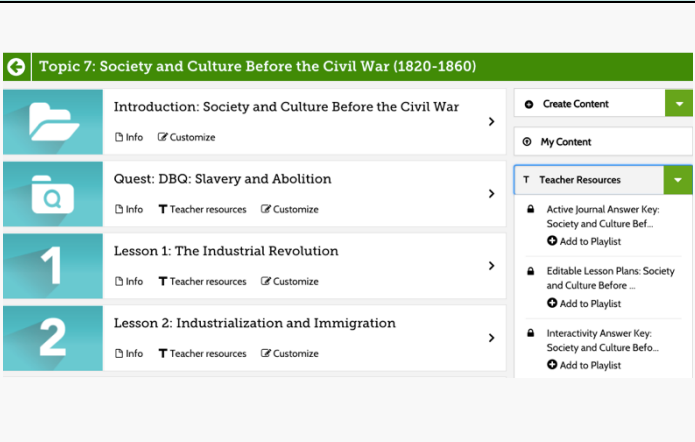
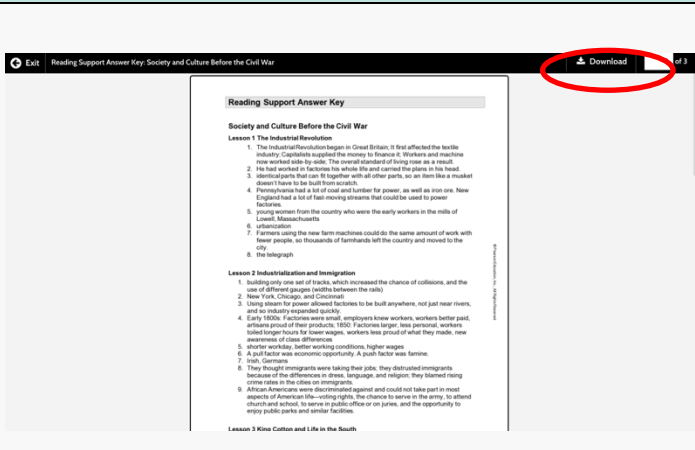
Active Journal Answer Key

Table of Contents	
	<p>From the Table of Contents, click on a Topic folder.</p>
Topic Folder	
	<p>From the Topic Folder, click “Teacher Resources,” on the far right.</p> <p>A drop down menu will display of Teacher Resources.</p> <p>The Active Journal Answer Key will be displayed in this list.</p>
Instructional Use	
	<p>The Answer Key provides recommended questions, answers, and other teacher support tools.</p> <p>Click the download button on the top right to download.</p> <p>Once downloaded, the item can be printed.</p>

Reading Support Worksheets

Table of Contents	
	<p>From the Table of Contents, click on the a Topic folder.</p>
Topic Folder	
	<p>From the Topic Folder, click the “Lesson,” desired.</p>
Teacher Resources	
	<p>From the Lesson Folder, click “Teacher Resources,” on the far right.</p> <p>A drop down menu will display of Teacher Resources.</p> <p>The Reading Support Worksheets will be titled, “Teacher Resources: Reading Support (Name of Lesson)”.</p>
Instructional Use	
	<p>Each lesson includes a Reading Support Worksheet. These worksheets include bold headlines that match the bold headlines from the lesson text, to assist students in question and answer discovery.</p> <p>These questions include higher level thinking, and questions to support development of reading skills.</p> <p>Click the download button on the top right to download.</p> <p>Once downloaded, the item can be printed.</p>

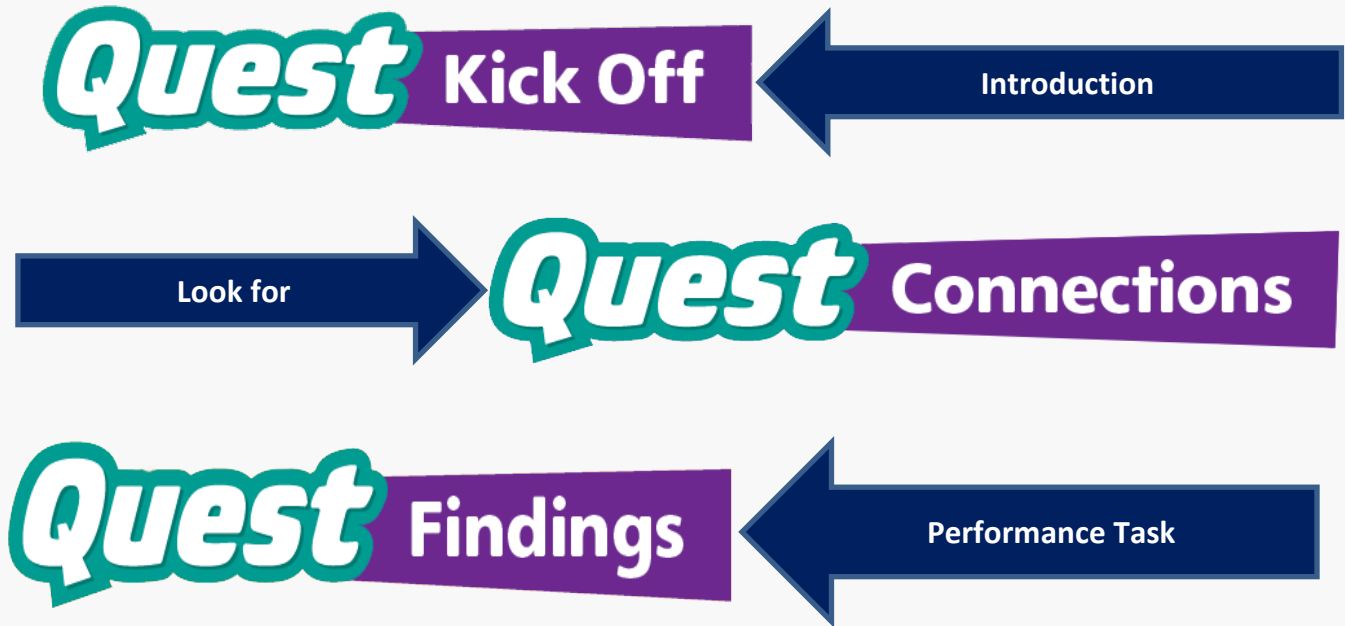
Reading Support Worksheet Answer Key

Table of Contents	
	<p>From the Table of Contents, click on the a Topic folder.</p>
Teacher Resources	
	<p>From the Topic Folder, click “Teacher Resources,” on the far right.</p> <p>A drop down menu will display of Teacher Resources.</p> <p>The “Reading Support Answer Key,” will be included in this list.</p>
Instructional Use	
	<p>The Answer Key provides recommended answers for each lesson worksheet question.</p> <p>Click the download button on the top right to download.</p> <p>Once downloaded, the item can be printed.</p>

Text & Content Support

Quest Inquiry Project

Each Topic contains a Quest Inquiry Project. The projects range from document based questions to civic discussions, and team projects. Students will complete the projects by reading the text, and with support from the Active Journal and Quest folder on the Realize Platform.



Lesson Summaries

Each lesson contains an English and Spanish printable summary of the content. These summaries are designed to help struggling readers, and are accompanied by audio support in both English and Spanish.

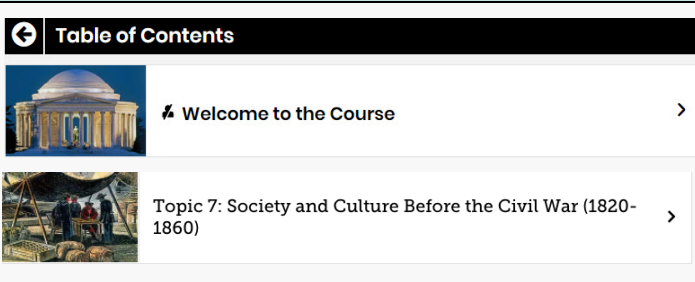
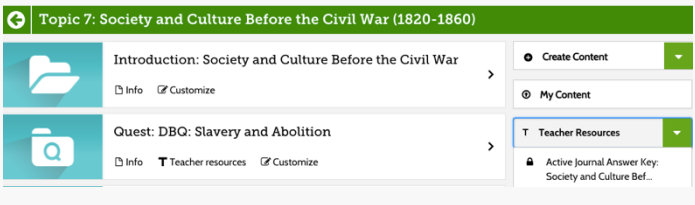

Interactive Primary Sources

A library of primary sources engage students in the critical analysis of extended documents like speeches, journal entries, legal documents, and more. These interactive primary sources contain chunked text, and comprehension checks for reading support.

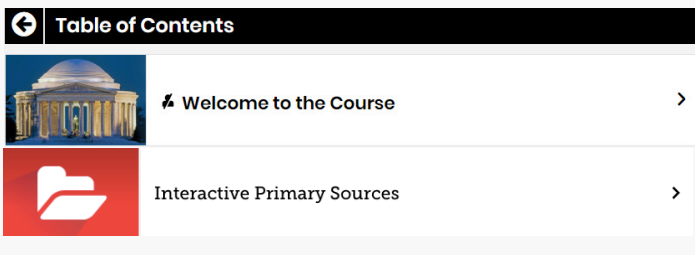
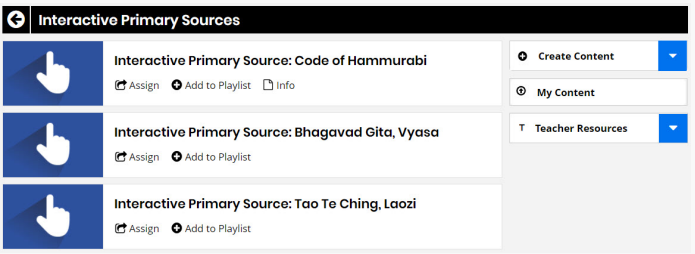

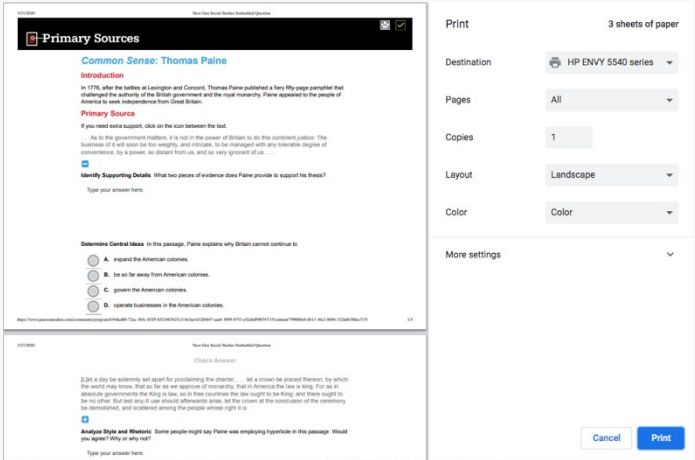
Interactive Primary Sources Answer Key

The Interactive Primary Sources Answer Key for recommended answers.

Quest Inquiry Project – Printable Items

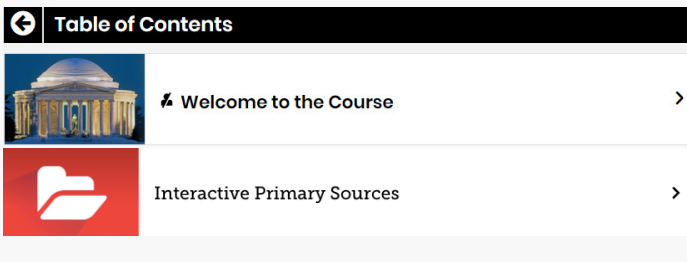
Table of Contents	
	<p>From the Table of Contents, click on the a Topic folder.</p>
Topic Folder	
	<p>From the Topic Folder, click the “Quest,” Project. This project is always located under the Introduction Folder.</p>
	<p>The Quest Support includes videos, rubrics, contracts, worksheets to assist in the investigation process and more.</p> <p>Items that are printable are displayed with a document icon. Once one of these items is opened, click the download button on the top right to download. Once downloaded, the item can be printed.</p>
Instructional Use	
	<p>The Quest provides students with inquiry projects to explore questions or problems related to the topic.</p> <p>These items can also be used separately, as ways to explore sources for a deeper understanding of the Topic and the Essential Question.</p>

Interactive Primary Sources

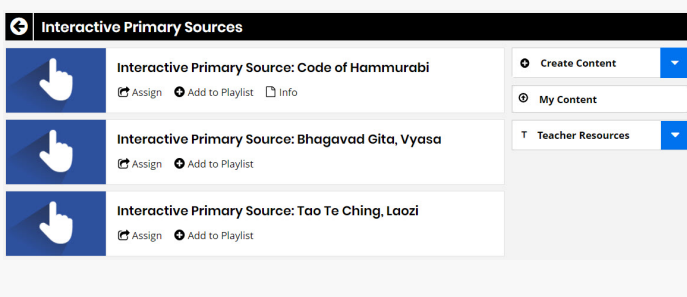
Table of Contents	
	<p>From the Table of Contents, scroll down until you see the Interactive Primary Sources folder.</p>
Interactive Primary Source Folder	
	<p>This is a library of Social Studies primary sources collected from World History, World Geography, and American History.</p> <p>Click on a primary source to explore.</p>
	<p>The Primary Sources are interactive and include chunked text for student reading support. Click on the + (plus) icons to display the comprehension checks after each chunk of primary source text.</p> <p>If you would like all comprehension checks to show for printing, click each of the + (plus) icons.</p>
Instructional Use	
	<p>Once the printer icon is clicked, you can preview what the page will look and select your printing options.</p> <p>Primary Sources are often times difficult for students to comprehend, as many of them were written hundreds of years ago.</p> <p>These Interactive Primary Sources break down the primary source into scaffolded chunks with reading support questions to assist the students in understanding perspectives and viewpoints of history.</p>

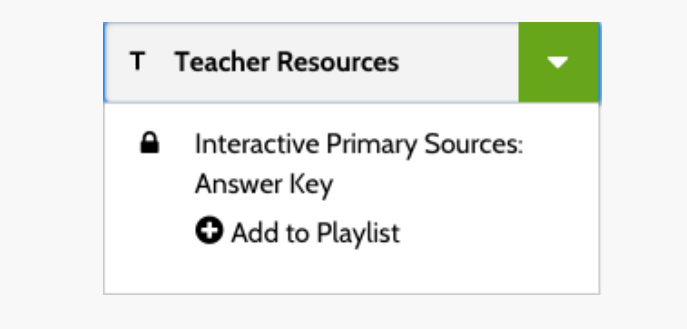
Interactive Primary Sources Answer Key

Table of Contents

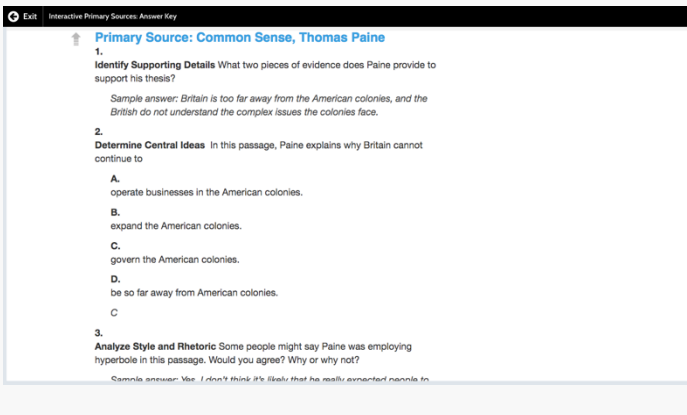
	<p>From the Table of Contents, scroll down until you see the Interactive Primary Sources folder.</p>
---	--

Interactive Primary Source Folder

	<p>This is a library of Social Studies primary sources collected from World History, World Geography, and American History.</p>
---	---

	<p>Click on the Teacher Resources drop down menu on the far right. You will find the Interactive Primary Sources: Answer Key.</p>
--	---

Instructional Use

	<p>This Answer Key contains answers and sample answers.</p>
---	---

Social Studies Reference Center

(Additional Resources)

Atlas Pages

The Atlas folder contains printable Atlas and map support.

Biographies

The Biography folder contains printable Atlas and map support.

Constitution Day Resources

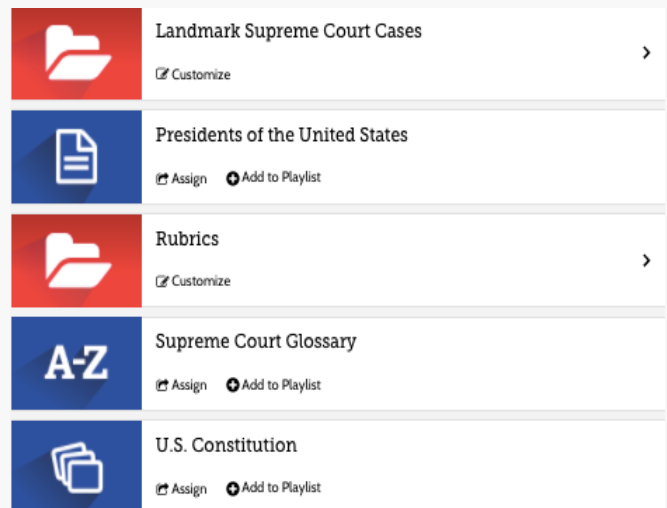
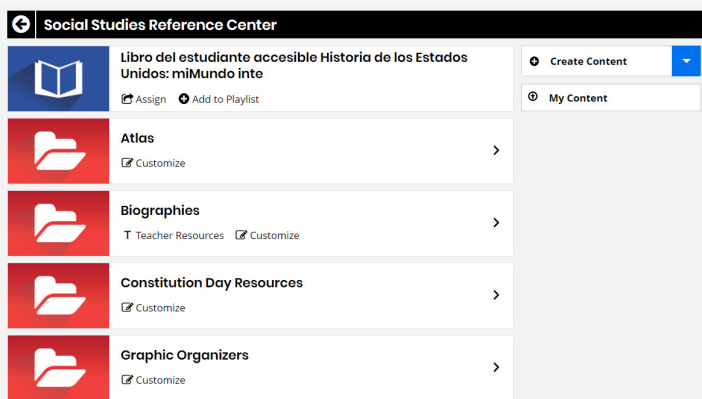
Resources to assist with Constitution Day instruction.

Graphic Organizers

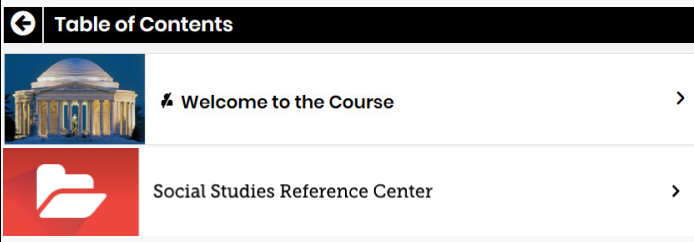
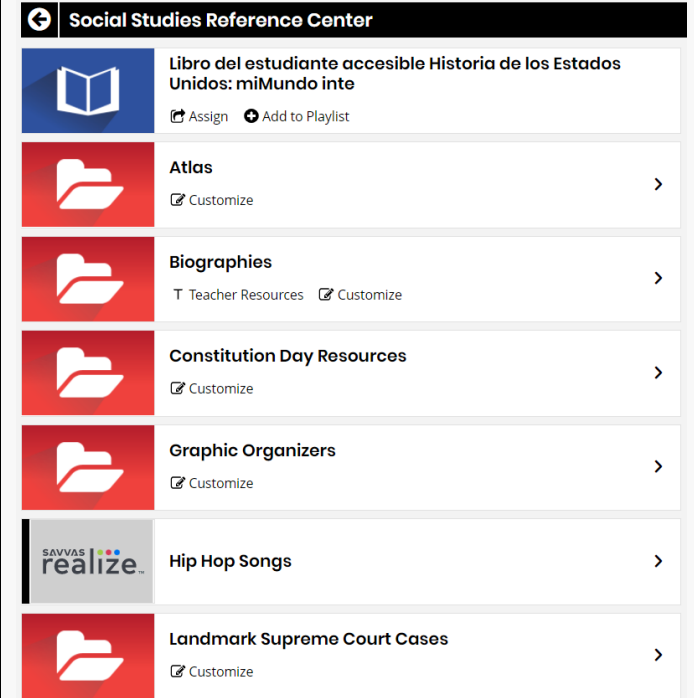
Blank graphic organizers such as word webs, and cause / effect charts to supplement instruction.

Hip Hop Songs Lyrics (Key Terms)

Hip Hop Songs that highlight key terms and lesson content. Songs are downloadable, and lyrics are printable.



Social Studies Reference Center

Table of Contents	
	<p>From the Table of Contents, scroll down and click on the, “Social Studies Reference Center.”</p>
Social Studies Reference Center / Instructional Use	
	<p>The Social Studies Reference Center contains folders of resources to assist in acquisition of content.</p> <p>These folders contain printable resources and more.</p> <p>Use these resources to supplement and enhance learning.</p> <p>Atlas Pages-The Atlas folder contains printable Atlas and map support.</p> <p>Biographies - The Biography folder contains printable Atlas and map support.</p> <p>Constitution Day Resources - Resources to assist with Constitution Day instruction.</p> <p>Graphic Organizers - Blank graphic organizers such as word webs, and cause / effect charts to supplement instruction.</p> <p>Hip Hop Songs Lyrics (Key Terms) - Hip Hop Songs that highlight key terms and lesson content. Songs are downloadable, and lyrics are printable.</p>

Teacher Support

Welcome to the Course – Parent Resources















The Welcome to the Course provides opportunities for professional learning, and contains printable parent resources.

Editable Lesson Plans

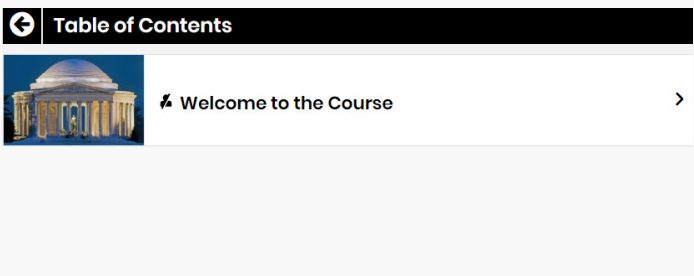
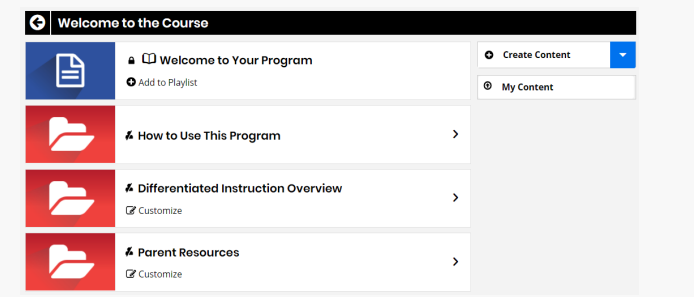
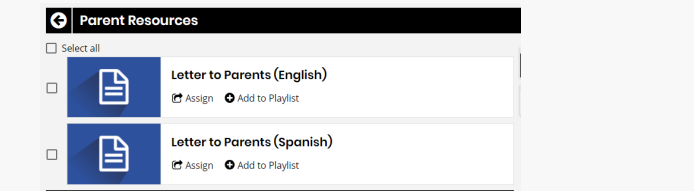
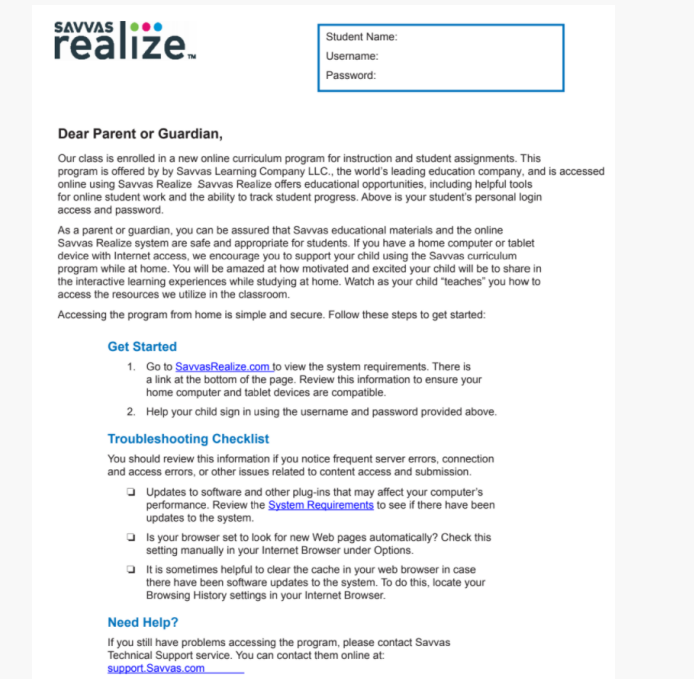
Each Topic contains editable lesson plans with recommendations, notes, suggestions, and more.

21st Century Skills Tutorials

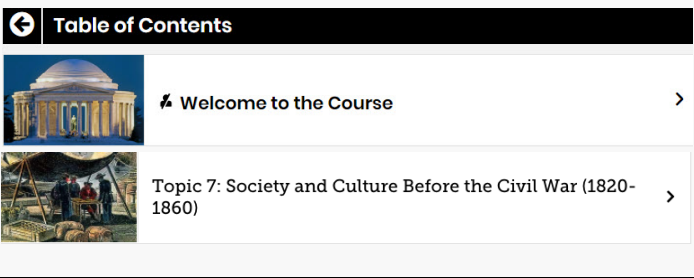
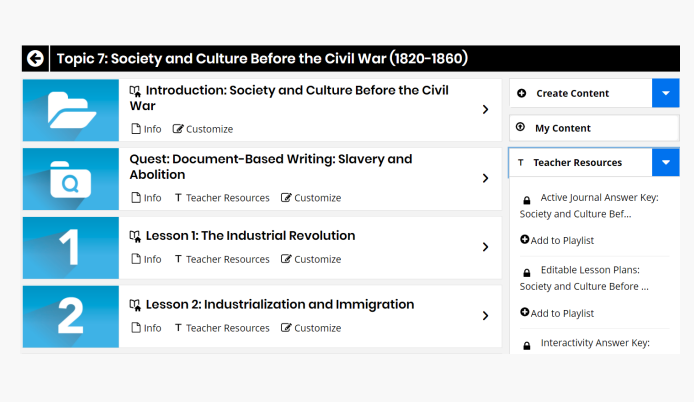
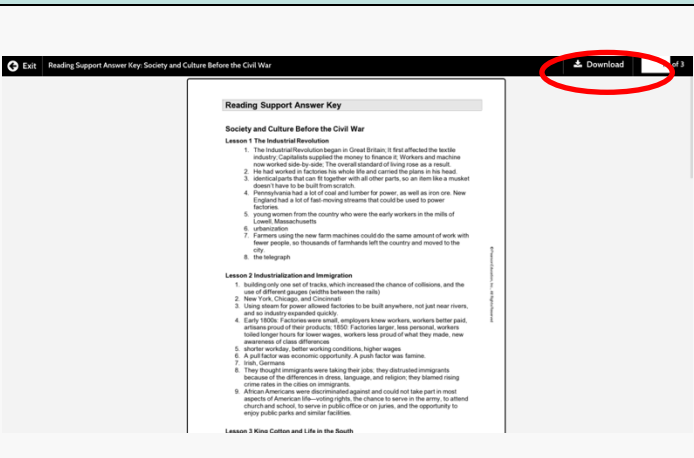
These skill building tutorials assist students with valuable knowledge of social studies and workplace skills.

21st Century Skills Tutorials		
	Identify Main Ideas and Details T Teacher Resources  Customize	>
	Set a Purpose for Reading T Teacher Resources  Customize	>
	Use Context Clues T Teacher Resources  Customize	>
	Analyze Cause and Effect T Teacher Resources  Customize	>
	Categorize T Teacher Resources  Customize	>
	Compare and Contrast T Teacher Resources  Customize	>
	Draw Conclusions T Teacher Resources  Customize	>

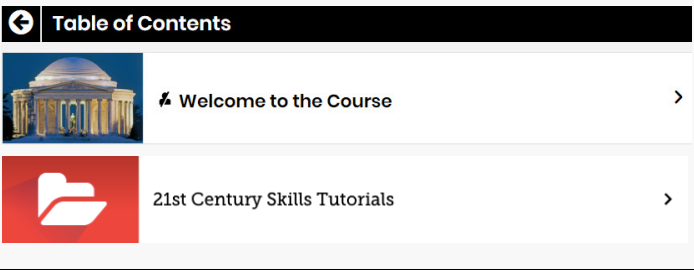
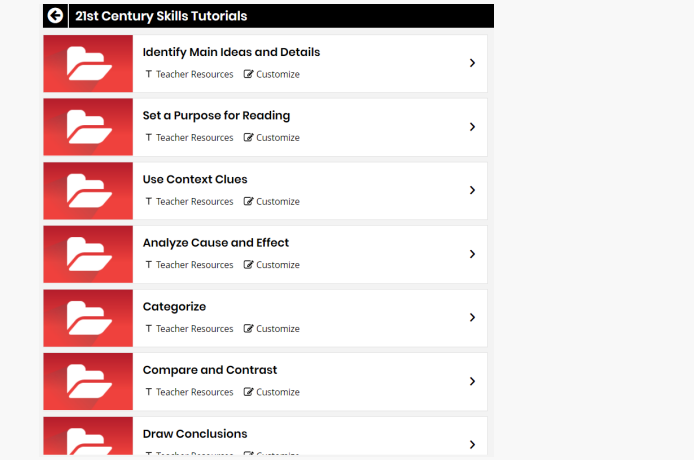
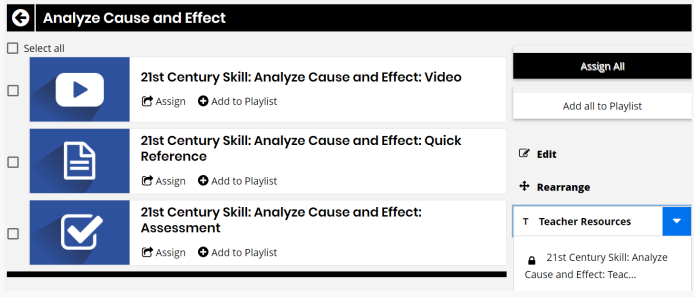
Welcome to the Course – Parent Resources

Table of Contents	
	<p>From the Table of Contents, click the “Welcome to the Course,” folder.</p>
Welcome to the Course Folder	
	<p>Scroll down and click, “Parent Resources.”</p>
	<p>Click the Letter to Parents in English or Spanish.</p>
Instructional Use	
	<p>These letters provide parents with information about the digital Realize platform, links for troubleshooting, and links for support.</p> <p>There is even a place for the student name and login / password of their digital account.</p> <p>This is a great way to communicate with parents regarding the digital tools.</p> <p>Click the download button on the top right to download.</p> <p>Once downloaded, the item can be printed.</p>

Editable Lesson Plans

Table of Contents	
	<p>From the Table of Contents, click on the a Topic folder.</p>
Teacher Resources	
	<p>From the Topic Folder, click “Teacher Resources,” on the far right.</p> <p>A drop down menu will display of Teacher Resources.</p> <p>The “Editable Lesson Plans,” will appear in this list.</p>
Instructional Use	
	<p>Each Topic contains editable lesson plans with recommendations, notes, suggestions, and more.</p> <p>Click the download button on the top right to download.</p> <p>Once downloaded, the item can be printed.</p>

21st Century Skills Tutorials

Table of Contents	
	<p>From the Table of Contents, scroll down and click the 21st Century Skills Tutorials Folder.</p>
21 st Century Skills Tutorials Folder	
	<p>In this folder, you will sub folders listing different skill tutorials.</p>
Instructional Use	
	<p>Each sub folder contains a video, printable reference chart, and digital assessment.</p> <p>Click on the printable reference chart to download and print.</p>

Assessments

Printable Quizzes

Each lesson contains a digital and printable quiz for formative assessment.

Printable Topic Test

Each Topic contains a digital and printable quiz for assessment of content.

[Exit](#) Printable Topic Test: Society and Culture Before the Civil War [Download](#) 1 of 8

Topic Test: Society and Culture Before the Civil War

Name _____ Date _____

Read each question carefully. Determine the best answer to the question from the four answer choices provided.

- Horace Mann believed that reforming the American educational system was important because
 - it would help people get better jobs.
 - it would help in the fight to end slavery.
 - it would help in the fight for gender equality.
 - it would help people become better Christians.
- Look at the map.

Mill Towns



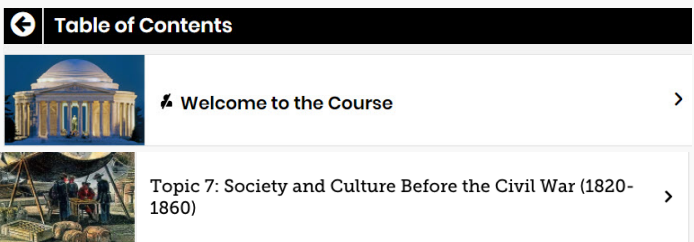
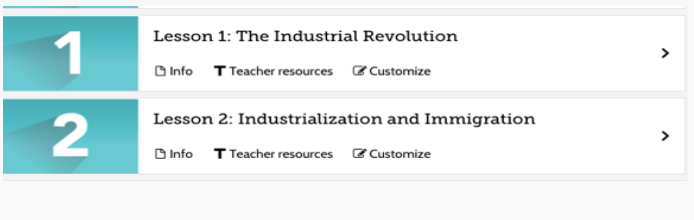
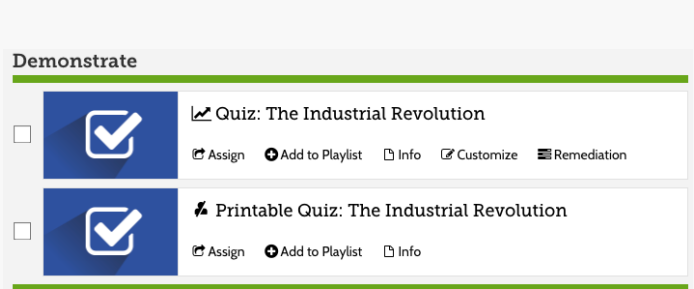

ATLANTIC OCEAN

0 400 mi
0 400 km
Albers Conic Equal Area Projection

Based on the information on the map, what can you infer about industry in the United States?

 - Manufacturing was a key part of the economy in the Northeast.
 - Agriculture was the major economic activity in the South.
 - Mills in the Northeast needed to be close to ports to make it easier to transport factory-made goods.
 - Population levels in the Midwest made it difficult to support the amount of labor required to industrialize.

Printable Quizzes

Table of Contents	
	<p>From the Table of Contents, click on the a Topic folder.</p>
Topic Folder	
	<p>From the Topic Folder, click the “Lesson,” desired.</p>
Lesson Quiz	
	<p>From the Lesson Folder, scroll down to find the digital quiz and printable quiz.</p> <p>Click on the printable quiz option.</p>
Instructional Use	
	<p>These quizzes are five question, multiple choice assessments to check for lesson comprehension.</p> <p>These are downloadable and editable, for additional customization options.</p> <p>Click the download button on the top right to download.</p> <p>Once downloaded, the item can be printed.</p>

My Savvas Training

Need Additional Support? Try My Savvas Training

Visit mysavvastraining.com, your one-stop, full-service, 24-hour training website that is included as part of your training package. My Savvas Training provides comprehensive training materials and access to thousands of innovative and effective live and on-demand resources. You can access it as much as you want with no limitations. Once you register, the online training you complete will appear on your transcript.

- ☐ **On-Demand Asynchronous courses, Tutorials and Printable Handouts** that offer concise, modular program training. You can start and stop at any point and focus your training time on the specific topics you need to know.
- ☐ **Live Webinars** on the topics of your choice that are self-scheduled with the option to sign up as a single participant or as a group.
- ☐ **Email Support** that conveniently puts you in touch with a Training Specialist to quickly answer your implementation questions.
- ☐ **Transcript Tracking and Reporting** that keeps a record of your completed online training and task

